



MULTIPANEL®
Choose a modern alternative to tiles



Introducing

The Neutrals Collection

Contents

- 1 Introduction
- 5 The Neutrals Collection
- 19 The Linda Barker Collection
- 29 The Heritage Collection
- 35 The Classic Collection
- 41 Economy
- 45 Reflect
- 47 Click Flooring
- 51 Ceilings
- 53 Accessories







Concrete Elements
The Linda Barker Collection

Pebble Grey
The Neutrals Collection

Aspen Oak
Click Flooring



Elegant solutions for *beautiful bathrooms*

Create beautiful spaces with our waterproof bathroom wall panels, the luxurious and modern way to decorate your bathroom. Our beautiful wall panel collections come in a range of sizes and finishes, including marble, stone and wood, offering you a range of design possibilities, allowing you to reinvent your bathroom in a style that is uniquely yours.

Our unique Hydrolock installation system makes it possible to join panels from our Linda Barker, Heritage, Classic and new Neutrals Collections together to create an almost seamless expanse of waterproof wall. Precisely engineered, our Hydrolock edge creates a discreet watertight joint, without the need for grout, meaning less time cleaning grout lines and mould.

Tiles, its time to move on.

Why Multipanel®



Easy to keep clean



Fully waterproof



Quick and easy to install



30 year warranty



Almost seamless joint with Hydrolock®



Can be installed over old tiles

Visit our website www.multipanel.co.uk to plan your new bathroom and order samples.

Helping to protect our forests for the future

Quality, performance and environmental responsibility are values we uphold to ensure our products meet the high standards we set, not only for our customers, but for our environment too.

That's why the panels in our Neutrals, Linda Barker, Heritage and Classic Collections have all been Forest Stewardship Council® (FSC®) and Programme for the Endorsement of Forest Certification (PEFC) chain of custody certified.

This ensures the timber we use in these collections originates from responsibly managed forests and our finished products comply with globally recognised ecological, social and economic standards. These certifications and accreditations form part of a rolling programme of environmental and sustainability initiatives within both our manufacturing processes and design approach including:

- Reducing energy in transportation by sourcing materials made in the UK.
- Recycling 99% of post-production waste into Biomass materials and other products - reducing landfill and contributing to the circular economy.
- Ensuring 100% of our plywood panels are recyclable*.
- Manufacturing our panels in the UK to reduce our carbon footprint*.
- Offering a 30 year warranty on our panels to ensure they withstand the test of time*.

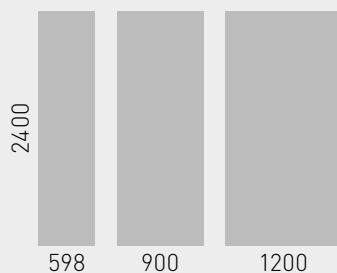
**Only applies to plywood panels in the following collections; Neutrals, Linda Barker, Heritage, Classic*



Hydrolock® *for beautiful continuous walls*

To ensure our panels can be installed to show off their true potential, we created Hydrolock, a unique solution which makes it possible to join panels from our plywood collections (Neutrals, Linda Barker, Heritage and Classic) together to create an almost seamless expanse of waterproof wall.

Precisely engineered, our Hydrolock edge creates a discreet watertight joint, without the need for profiles and can even be installed on uneven walls.



Hydrolock panels are available in a range of widths for ease of installation;

2400 x 598 mm

2400 x 900 mm

2400 x 1200 mm

*The Hydrolock joint reduces the finished face by 20mm
i.e. 2400mm x 1200mm becomes 2400 x 1180mm.
Straight edge panels are also available.*



Introducing

The Neutrals Collection

The perfect partner to feature walls.

Balance the boldness of our feature wall panels with the subtlety of our Neutrals Collection. A delicate balance of neutral tones, this range is reminiscent of painted walls with a smooth eggshell finish and is designed to pair perfectly with our Linda Barker, Heritage and Classic Collections.

These shades would work equally well on their own for a minimalist, contemporary look.



Easy to keep clean



Fully waterproof



Quick and easy to install




30 year warranty




Almost seamless joint with Hydrolock®




Can be installed over old tiles




Dove Grey 2001



Pebble Grey 7927



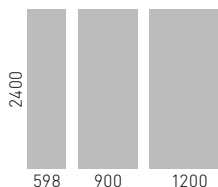
Creamy White 7934



Parchment 7858



Clay 3202



Panels are available in a range of widths for ease of installation

2400 x 598 mm

2400 x 900 mm

2400 x 1200 mm





Nero Grafite

The Linda Barker Collection

Dove Grey

The Neutrals Collection

Driftwood Grey Oak

Click Flooring

How to style the *Neutrals* Collection

Pair bold, feature wall panels from our Linda Barker, Heritage and Classic Collections with the subtle tones from the Neutrals Collection to create a bathroom design that is uniquely yours.

We've selected our favourite pairings to help you get started.

Take a look at our *top picks*



Pebble Grey



Concrete Elements



Dove Grey




Calacatta Marble



Creamy White




Jupiter Silver



Parchment



Salvaged Planked Elm



Clay



Dolce Macchiato


Create your design by using the *Bathroom Planner* at multipanel.co.uk/bathroomplanner



Pebble Grey

paired with

Concrete Elements



Urban Graphite Grey
Click Flooring





Dove Grey

paired with

Calacatta Marble






Creamy White

paired with

Jupiter Silver






Parchment

paired with

Salvaged Planked Elm






Urban Anthracite Grey
Click Flooring



Clay

paired with

Dolce Macchiato





The Neutrals Collection

Style Guide

- Step 1:** Start by choosing your favourite decor from the Linda Barker, Classic or Heritage Collections
- Step 2:** Select a colour from the Neutrals Collection to combine with your feature wall decor (our top picks are shown on the opposite page)
- Step 3:** Complete the look with our flooring and accessories options (see page 45 onwards)

We've carefully selected our favourite combinations to help you create your dream bathroom space. How will you pair yours?

Create your own by using the

Bathroom Planner

at multipanel.co.uk/bathroomplanner

Dove Grey

Pebble Grey

Creamy White

Parchment

Clay




Calacatta Marble
The Linda Barker Collection



Bianca Luna
The Linda Barker Collection



Ferro Grafite
The Linda Barker Collection



Nero Grafite
The Linda Barker Collection



Stone Elements
The Linda Barker Collection



Concrete Elements
The Linda Barker Collection



Graphite Elements
The Linda Barker Collection



Concrete Formwood
The Linda Barker Collection



Stone Elements
The Linda Barker Collection




Jupiter Silver
The Classic Collection




Soapstone Stellar
The Linda Barker Collection




Delano Oak
The Heritage Collection




Stone Elements
The Linda Barker Collection




Dolce Macchiato
The Linda Barker Collection




Salvaged Planked Elm
The Linda Barker Collection




Corten Elements
The Linda Barker Collection




Cappuccino Stone
The Classic Collection



Dolce Macchiato
The Linda Barker Collection



Salvaged Planked Elm
The Linda Barker Collection



Corten Elements
The Linda Barker Collection





"Whether your bathroom is small or large, light or dark, my collection offers you a modern and stylish way of transforming it from a functional space into one that is truly special."

Linda Barker

The Linda Barker Collection

Curated by interior designer, Linda Barker, and exclusive to Multipanel, this designer collection is inspired by the natural world with marble, granite and wood panels that look and feel like the real thing.



Easy to keep clean



Fully waterproof



Quick and easy to install



30 year warranty



Almost seamless joint with Hydrolock®



Can be installed over old tiles





Concrete Formwood
The Linda Barker Collection

Classic Brick White
Economy 3mm



Linda's design tips; Tip 1

"Give yourself time to plan your perfect space. Creating a mood board will give you the opportunity to mull things over and allow the design to grow on you."



Tip 2

"Personally, I love dark moody themes and would lean towards decors such as Nero Grafite, for a dramatic look and for a lighter and brighter style, Calacatta Marble or Soapstone Stellar are wonderful choices."

Stone Elements

The Linda Barker Collection

Creamy White

The Neutrals Collection

Urban Graphite Grey

Click Flooring



Tip 3

"A bathroom should be a calming restorative place, so loud colour clashes may prove to be just a little bit too distracting. Subtle contrasts of shade and texture can give you pleasing combinations."

Calacatta Marble
The Linda Barker Collection

Dove Grey
The Neutrals Collection

Warm Smoked Oak
Click Flooring



Soapstone Stellar
The Linda Barker Collection

Classic Brick White
Economy 3mm



Corten Elements
The Linda Barker Collection

Clay
The Neutrals Collection

Sicilia
[Click Flooring](#)



Tip 4

"Sketch out a floor plan to factor in all requirements including storage – you can never have enough storage in your bathroom."

Linda Barker x



Graphite Elements
The Linda Barker Collection

Pebble Grey
The Neutrals Collection

Driftwood Grey Oak
Click Flooring

The Linda Barker Collection:

Elements

These textured panels feel and look like real stone, steel and mineral elements - perfect for achieving an ultra-modern industrial look.



Stone Elements
8831



Concrete Elements
8830



Corten Elements
8832



Graphite Elements
8833

Wood

With a softly weathered look, these panels will transform your bathroom into a place of calm and tranquillity, allowing you to bring outdoor elements indoors.



Concrete Formwood
6362



Salvaged Planked Elm
9480



Dolce Macchiato
3478




Jet Noir
3476

Granite

With a slightly more polished finish than the marble panels, these granite panels emulate the elegance and prestige of real granite slabs.

Marble


These panels emulate the look and feel of real slabs of marble, helping you to achieve a truly luxurious, high end look for a fraction of the price of the real thing.




Calacatta Marble
3460




Bianca Luna
3421



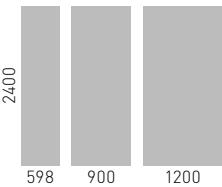
Soapstone Stellar
3459



Ferro Grafite
9483



Nero Grafite
9485



Panels are available in a range of widths for ease of installation

2400 x 598 mm

2400 x 900 mm

2400 x 1200 mm



Delano Oak

The Heritage Collection

Creamy White

The Neutrals Collection

Rimini

Click Flooring

The Heritage Collection

A contemporary collection of elegant, cool, relaxed colours with wood, textile, gloss and matte finishes.

The subtle colour harmonies of the Heritage Collection will help you create a style that exudes calm and serenity. Delicate hues such as Faversham Matte, Neutral Twill and Delano Oak pair well with smooth decors in the collection such as Henley or Kew Gloss.



Easy to keep clean



Fully waterproof



Quick and easy to install



30 year warranty



Almost seamless joint with Hydrolock®



Can be installed over old tiles



Kew Gloss
The Heritage Collection

Markham Calhoun Oak
Click Flooring

Delano Oak

The Heritage Collection

Creamy White

The Neutrals Collection

Rimini

Click Flooring



Faversham Matte
The Heritage Collection

Aspen Oak
Click Flooring



The Heritage Collection:

Wood

Stylish wood effect panels that look and feel just like the real thing, making it possible to bring this material into your bathroom with 100% waterproof confidence.




Alabaster Oak
8854



Rural Oak
8853




Delano Oak
8966




Logan Oak
8967

Gloss

The high gloss finish of these decors help breathe light into spaces.



Kew Gloss
10665



Henley Gloss
10232

Linewood

Create a textured matte finish with these fine grain decors. Pair them with Faversham or Esher Matte.



Marlow Linewood
L7927



Esher Linewood
L5344




Faversham Linewood
L5349




Winchester Linewood
L7961

Matte

These matte finish panels are perfect for combining with other decors in the Heritage collection.



Esher Matte
5344



Faversham Matte
5349

Textile


These textured panels give a look of woven fabric, giving a multi tonal depth to your design. They work well paired with matte or gloss panels from the same collection or with some of our Neutrals decors.



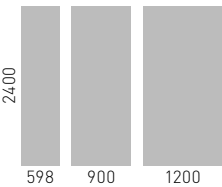
Neutral Twill Plex
8826



Sarum Twill Plex
8827



Graphite Twill Plex*
8829



Panels are available in a range of widths for ease of installation

2400 x 598 mm

2400 x 900 mm

2400 x 1200 mm

* It is recommended that Graphite Twill Plex be installed with Dark Grey Sealant when using a Hydrolock joint.

The *Classic* Collection

Earth, Stone and Gloss panels feature in this timeless collection.

With a range of gloss or textured finishes including natural stone, precious stone and marble, the Classic Collection contains a range of designs to suit any bathroom.



Easy to keep clean



Fully waterproof



Quick and easy to install



30 year warranty



Almost seamless joint with Hydrolock®



Can be installed over old tiles





White Snow
The Classic Collection

Driftwood Grey Oak
Click Flooring

Jupiter Silver
The Classic Collection

Creamy White
The Neutrals Collection



Cappuccino Stone
The Classic Collection

Pebble Grey
The Neutrals Collection





Riven Slate
The Classic Collection


Pebble Grey
The Neutrals Collection

Driftwood Grey Oak
Click Flooring


The Classic Collection:

Textured Stone


The textured finishes of these decors give a warm luxurious feel creating the illusion of a real stone finish.




Riven Marble
9241




Marfil Cream
9477




Warm Mica
835



Jupiter Silver
3458




Arctic Stone
3331




Riven Slate
2859

Stone


The elegant gloss finishes of these natural and precious stone decors give them a high end feel.




Classic Marble
M141




Grey Marble
M139




Natural India
M194



Travertine
M3526




Antique Marble
701




Cappuccino Stone
7256

Contemporary


Modern gloss panels create a stunning backdrop for your interior. With spectacular light reflection, these striking panels enhance room dynamics, creating a bright, vibrant space.




Natural White
G85




Frost White
M049




Blizzard
G030



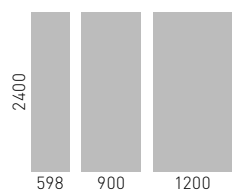
White Snow
3308



Twilight
G033



Stardust
3306




Panels are available in a range of widths for ease of installation

- 2400 x 598 mm
- 2400 x 900 mm
- 2400 x 1200 mm



Urban Concrete Grey
Economy

Henley Gloss
The Heritage Collection



Economy

Our Economy panels are the perfect choice for a low cost bathroom installation. Choose from our 10mm PVC panels, available in a range of contemporary designs for a fresh look or choose our 3mm thick tile effect wall panels for the high-end look of real tiles – but without the hassle of grout.



Easy to keep clean



Fully waterproof



Quick and easy to install



Can be installed over old tiles

Classic Brick White
Economy 3mm




Economy 10mm

These sleek and practical wall panels also come with a tongue and groove installation system, so speed and ease of installation is maintained. Panel Size: 2400 x 1000 x 10mm PVC.


P Premier




Sunlit Quartz
MPPSQ




White Marble
MPPWHM



Roman Marble
MPPRM



Snow Drift
MPPSD



Urban Concrete Grey
MPPUCG

Economy 3mm

An affordable alternative to ceramic tiles, these 3mm thick waterproof panels are easy to fit and can be installed over existing tiles.

Available in size 2440 x 1220 x 3mm* in a compact grade laminate.
**Actual size may be slightly larger to allow trimming to match grout lines between panels*

Embossed

Tile size (mm): Gloss 23.5 x 23.5 Matt 47 x 47




White
Large matt: 5101L
Small gloss: 5101S




White Slate
Large matt: 7145L
Small gloss: 7145S

Classic Brick

Tile size (mm): 75 x 200



White
Vertical: MTPBVWH
Horizontal: MTPBWHH



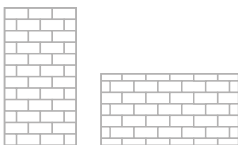
Grey
Vertical: MTPBVGR
Horizontal: MTPBHGR



Black
Vertical: MTPBVBL
Horizontal: MTPBHBL

Classic Brick orientation:

The Classic Brick tile is available in both Vertical and Horizontal orientation for greater flexibility. Images below illustrate tile layout across a full panel.





Grey
The Reflect Collection

Markham Calhoun Oak
Click Flooring



Reflect

If you want the sleek, minimalist look of glass, the Reflect Range is for you.

Crafted from a tough dual layered acrylic to create stunning depth, these beautiful, hard-wearing faux glass panels are available in a range of hand-picked colours designed to create the illusion of real glass at a fraction of the cost.

Reflect panels come in a standard size; 2440 x 1220 x 4mm.



Easy to keep clean




Fully waterproof




Quick and easy to install



Can be installed over old tiles




Aqua
MRFAQU



Grey
MRFGRY

Click Flooring

Luxury tile, stone and wood effect vinyl flooring that offers all the chic styling of ceramics and engineered wood with the added benefit of simplified click installation.





Nero Grafite

The Linda Barker Collection

Dove Grey

The Neutrals Collection

Driftwood Grey Oak

Click Flooring



Rimini
Click Flooring



Markham Cathoun Oak
Click Flooring



Aspen Oak
Click Flooring


Click Flooring:

With Click Flooring there is no need for adhesive or underlay making installation simple and easy to carry out. Click flooring has a R10 classification slip resistance.


- No need for adhesives or underlay
- 1.84m² coverage per pack (except Driftwood Grey Oak 1.86m²)
- Wood planks supplied in packs of 8, each 1210 x 190mm (except Driftwood Grey Oak, in packs of 7, each 1210 x 220mm)
- Tiles supplied in packs of 10, each 605 x 304mm
- 5.0mm vinyl, 0.5mm wear layer
- R10 slip resistance
- Not suitable for areas exposed to direct sunlight for prolonged periods

Tile


Adding a luxurious touch to your home, these luxury vinyl tiles are designed to mimic the natural beauty of real stone and marble.




Rimini
MCDCRIM




Piemonte
MDCPIE



Urban Anthracite Grey
MDCUAG




Sicilia
MDCSIC



Urban Graphite Grey
MDCUGG

Timber

These beautiful woods will instantly add luxury to your interiors. Choose from the traditional Markham Calhoun Oak or richness of Warm Smoked Oak to the understated Aspen Oak Black for a more minimalist look.




Markham Calhoun Oak
MDCMAR



Aspen Oak
MDCASP



Driftwood Grey Oak
MDCDGO 1210 x 220mm



Warm Smoked Oak
MDCWSO



Aspen Oak Black
MDCAOB

Premier

Premier comes with added embedded metallic foils to create an eye catching design.



White Diamond
MDCDIA



Silver Opal
MDCOPA



White Matt
Ceiling

Delano Oak
The Heritage Collection


Creamy White
The Neutrals Collection

Ceilings


Complete your bathroom design with a simple paint and plaster-free ceiling.

Simply install the panels using the tongue and groove system for an easy and quick refurbishment. Innovative built-in protection prevents moisture and damp.

Available in a choice of finishes to match all our wall panels, our ceilings are the perfect finishing touch.



White Matt
MCPMW



White Gloss
MCPGW



White Ash
MCPWA

Sizes and specification

- All ceiling decors apart from White Matt and White Ash are supplied in a high gloss finish
- Ceiling panels have a class 1 surface spread of flame


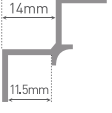
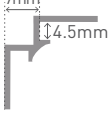
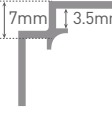
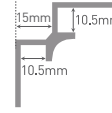

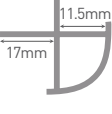
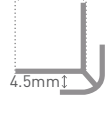
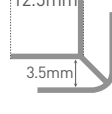
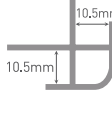

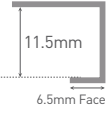
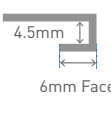
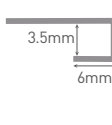
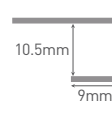

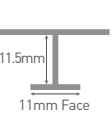
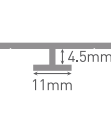
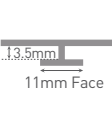

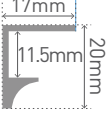

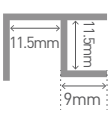

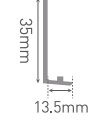

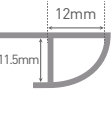
Sizes(mm): 2700 x 250
Thickness: 8mm PVC with hollow core
Coverage: 2.7m² coverage per pack

Not suitable for use in areas subject to temperatures over 60°C. Keep out of direct sunlight.

Accessories

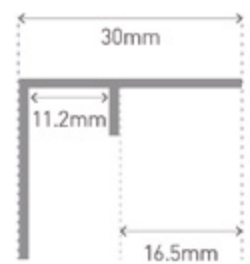

Wall panel profiles

To finish off edges or to join panels in a corner, the appropriate profiles must be used. The profile type, size and colour you need will depend on the panels you have selected. Use the table below to help you select the right profiles for your design.

Wall Panel Profiles	Neutrals, Linda Barker, Classic and Heritage Aluminium 11.5mm deep	Reflect Aluminium 4.5mm deep	Economy 3mm Aluminium 3.5mm deep	Economy 10mm PVC 10.5mm deep
Internal Corner 	Type A 	Type 10 	Type J 	Type V 
External Corner 	Type B 	Type 12 	Type H 	Type W 
End Cap (L-Shaped) 	Type C 	Type 14 	Type F 	Type U 
Mid Joint 	Type D 	Type 16 	Type G 	
Last Corner 	Type Y 			
Flush Corner  For external or internal corners	Type 100 			
Base Profile 	Type X 			
Quadrant End Cap 	Type E 			
Available Colours <div> <div>Black</div> <div>Satin</div> <div>Grey</div> <div>White</div> <div>Polished</div> <div>Aqua</div> </div>				

NEW Invisible Corner

Type 101



Our new 'invisible' internal corner profile has a hidden edge for a completely metal free finish.

Simply slot the panels into place and seal with your chosen sealant colour. The Invisible Corner is perfect for straight walls and is compatible with our plywood collections (Neutrals, Linda Barker, Classic, Heritage).

With the profile completely hidden from view, the Invisible Corner is supplied in Aluminium only.

Available Lengths


Profiles are supplied in 2450mm for all ranges except Economy which is supplied in 2400mm.

Please note: All 3D drawings are a generic representation of the profile type Dimensions specific to each range are shown on the line drawings.

Ceiling profiles

Ceiling profiles complete the look and make installation easy.

Type K mid joint



Type L end cap



Type M ceiling mould



Type N internal corner joint



Type O external corner



Available Colours

☐ White



Bath and shower seal

Seal and protect your wall panels with this innovative system.

The innovative and stylish two part shower tray and bath sealing system from Multipanel comprises a PVC strip and a high performance white silicone. The 'movement joint' expands and contracts to offer a reliable bottom seal for Neutrals, Linda Barker, Classic, Heritage and Economy. Comes in 1.85m lengths, 2 in a pack.

Industry Leading 30 Year Warranty

- All Multipanel collection products supplied from 1st July 2013 are CE marked.
- Declarations of all product performance are available at multipanel.co.uk.
- Installation guidelines and full details on each product warranty can be downloaded from multipanel.co.uk, or e-mailed on request.
- Multipanel High Grab Panel Adhesive/Sealant must be used and is available to order from your local distributor or showroom.
- Multipanel 30 year warranty* covers the unlikely failure of the product, and will be invalid if any published installation and care guidelines are deemed not to have been followed.



Sealant and panel adhesive

This high quality sealant and panel adhesive is specifically developed for Multipanel panels and is available in 4 colours. Clear and white silicone sealant also available.

Panel Adhesive & Sealants

☐ **White**
MPADHS

☐ **Cream**
MPSILCR

☐ **Light Grey**
MPSILLG

☐ **Dark Grey**
MPSILDG

Silicone Sealants

☐ **White**
MPSILWH

☐ **Clear**
MPSILCL

**Applies to Multipanel Neutrals, Linda Barker, Heritage and Classic Collections. Full warranty details for all products are available at multipanel.co.uk*

Please note: the images reproduced in this brochure are within the constraints of the printing process and are not to be used for colour matching purposes. Samples are available from your local showroom or online at multipanel.co.uk. The pattern on Multipanel Floors, (Click Tiles) varies between tiles to ensure the most realistic effect is created across the whole installation. Therefore a single sample may not represent the overall effect once the floor is laid.

Why Multipanel

Style and design are key to creating the bathroom of your dreams. But there are a whole host of other added benefits you get when using our bathroom wall panels instead of tiles;

	Multipanel	Tile
Fully waterproof	✓	✓
No grout required	✓	✗
Resistant to mould	✓	✗
Quick and easy installation	✓	✗
30 year warranty	✓	✗
Made from sustainable sources	✓	?
Made in UK	✓	?

What you'll need...

Multipanel waterproof wall panels are specially designed for easy installation. For the best result, we recommend that our plywood panels are joined together using our unique Hydrolock tongue and groove joining system. Panels using this system can be installed directly onto almost any surface, including uneven walls and over the top of old tiles. Multipanel High Grab Adhesive should be used for a safe and secure fit.

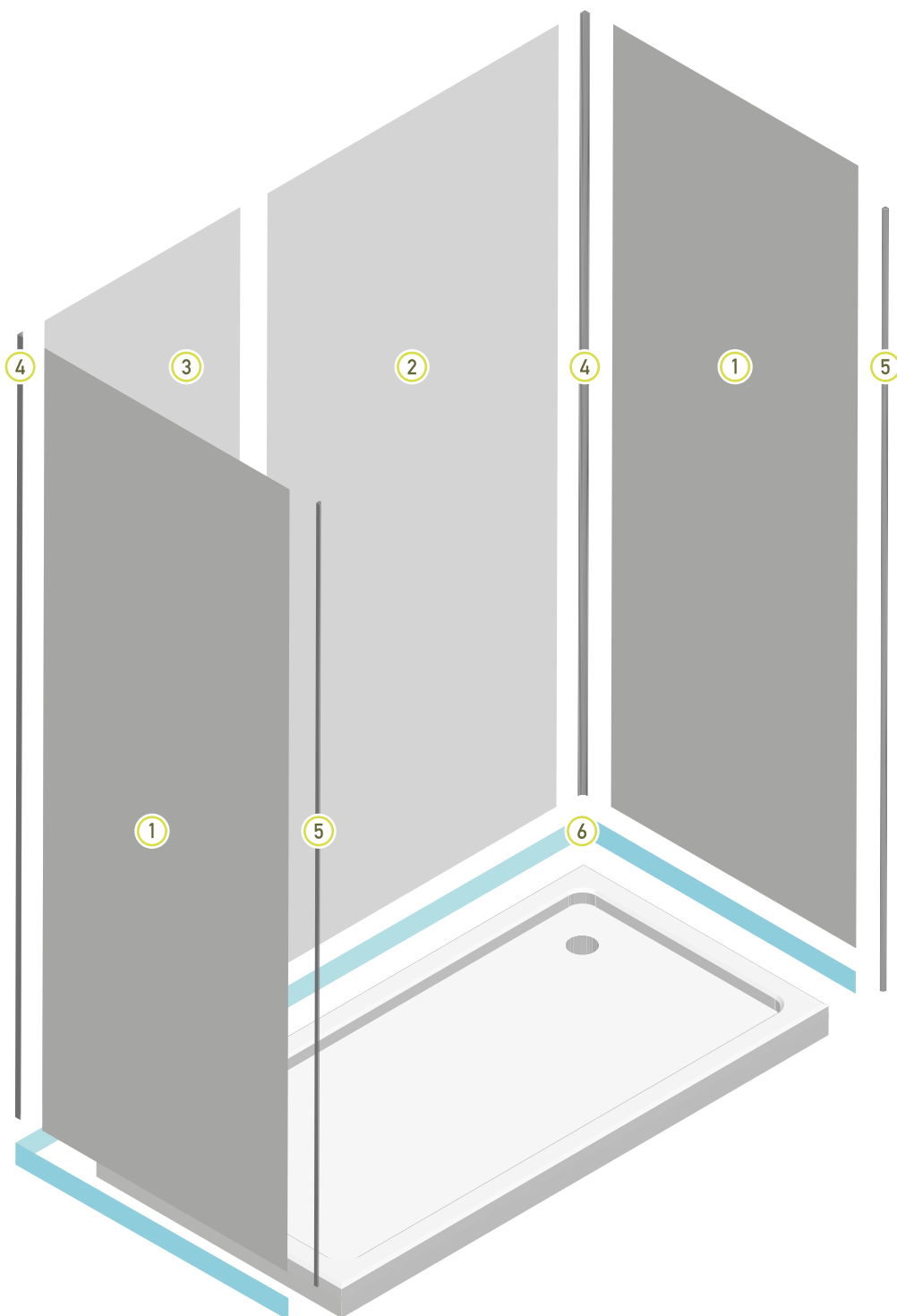
To join panels at a corner and to finish any exposed edges, the appropriate profile should be used. Panels must also be properly silicone sealed at all vertical edges, whether they are being attached to profiles, shower enclosures or joined using Hydrolock to ensure a 100% watertight result.

Installation tips...



- Panels should be installed on the top of shower trays or baths using a Multipanel seal kit.
- Match your profile colour to your shower enclosure and shower fittings.
- Seal your installation using one of our colour match sealants (see page 54).
- Carefully measure your area to select the right panel width, choose from 1200mm, 900mm and 598mm (remember, the Hydrolock joint reduces the finished face by 20mm).
- Panel off cuts can be used behind sinks for a coordinated look. Just ensure you seal all exposed edges with profiles and silicone.

For information on how to install our products, please visit our website



The above illustration shows a typical installation of a 1800mm x 900mm shower enclosure

- ① 2400 X 900 Square edge panel x 2
- ② 2400 X 1200 Hydrolock panel x 1
- ③ 2400 X 598 Hydrolock panel x 1
- ④ Flush corner profile x 2

- ⑤ End cap profile x 2
- ⑥ Seal kit x 2
- High grab adhesive x 3
- Clear silicone sealant x 2

Create your own design using the *Bathroom Planner* at multipanel.co.uk/bathroomplanner



MULTIPANEL®

Visit multipanel.co.uk to

Order Samples

Find out 'Where to Buy' our products

Use our Bathroom Planner

Find an Installer

Looking for inspiration?

Follow us on social media



Facebook: *Multipanelit*



Instagram: *multipanel_it*



Pinterest: *Multipanel*



Twitter: *@Multipanel_it*

Contact us

Multipanel
Westfield Avenue
Edinburgh
EH11 2QH

t. 0131 337 6262

e. info@multipanel.co.uk

© Grant Westfield 2021. All rights reserved.

MPNB0003-230921

Concrete Elements
The Linda Barker Collection

Pebble Grey
The Neutrals Collection

Aspen Oak
Click Flooring



FSC® C128180

